

WELCOME TO THE INFINITE CAMPUS PARENT PORTAL

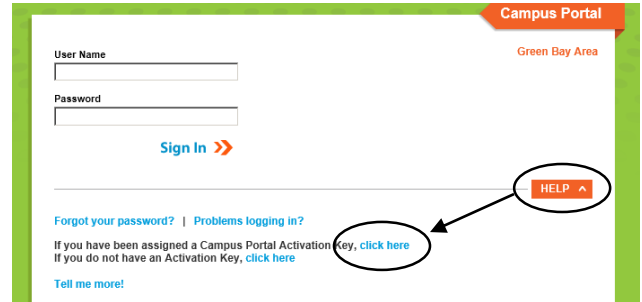
Welcome to the Green Bay Area Public School's parent portal. Use the portal to review your child's pending assignments, grades, attendance and other important information, plus enter money into their food service account. Follow the instructions below to create an account for your personal use.

Contact your child's school with questions about the parent portal.

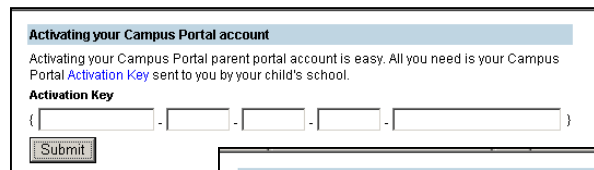
Parent Name:

To Create a New Parent Account: <https://campus.gbaps.org/campus/portal/greenbay.jsp>

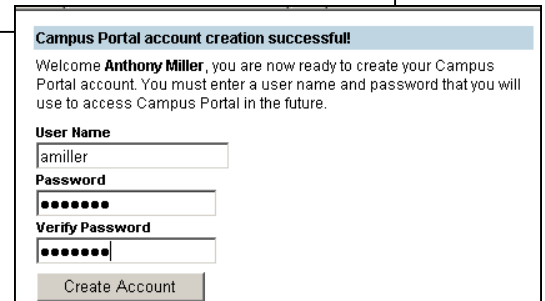
- To begin creating your account, click on the word "Help" to access the prompt "If you have been assigned a Campus Portal Activation Key, click here."



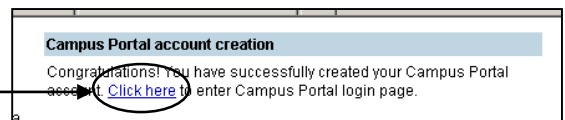
- Enter your personal Activation Key:



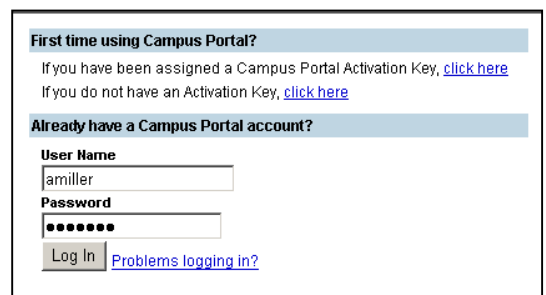
- Enter the username and password you would like to use for the portal and click "create account." The password must be at least 6 characters and it is recommended that letters, numbers and symbols be used in the password. Please keep your password confidential.



- Click on the words "click here" to return to the login screen.



- Enter your username and password you created and click Log In.



- Congratulations, you have created your portal account. You will see a screen similar to the one shown here where you can check your schedule, assignments, grades, etc.

